

AREA

MAKING SPACE FOR EXCELLENCE



CASTELLINI.COM



**BU Medical Equipment
Sede Legale Ed Amministrativa
Headquarters**
CEFLA s.c. - Via Selice Provinciale, 23/a - 40026 Imola (BO) - Italy
Tel. +39 0542 653111
Fax +39 0542 653344

**Stabilimento
Plant**
CEFLA s.c. - Via Bicocca, 14/C - 40026 Imola (BO) - Italy
Tel. +39 0542 653441
Fax +39 0542 653601

CASTELLINI.COM

NEW ERGONOMICS, NEW-FOUND PASSION

With AREA, dentists will find a renewed passion for dentistry, new spaces, new potential and a first-class tool that allows for fluid, precise, effective workflows. Alongside the outstanding ergonomics, users can integrate all the Castellini-provided technological solutions as desired to meet their specific clinical needs.
Effectiveness-enhancing convenience.



COMPACT AND STYLISH



The model with hanging tubes offers compactness and style, giving the dental team ample space to work comfortably. The dentist's module can reach every position around the operating area and the assistant's module provides the flexibility of working alone or with assistance. **Essential design to optimise every task.**

WORKING FREEDOM

The CART model is perfect for dentists who prefer instruments with hanging tubes and work almost exclusively in the 12 o'clock position. This solution allows unlimited freedom of movement, offering all the performance and practicality of the models with an integrated module.
Operate smoothly in every position.



MAXIMUM OPERATING COMFORT

Patients will undoubtedly benefit from the comfort of the chair. However, it's equally important that dentists and their teams enjoy unobstructed access to the oral cavities of both adults and children. That's why AREA was designed and developed to ensure dentists can reach every operational position, approach the patient unhindered and not feel the physical strain of a long working day.



SUSPENDED PATIENT CHAIR

The advantage of this ergonomic solution, in which the operating layout is independent from working height, is that the medical team has plenty of space to perform treatment. The unit body, which supports the vertical movement of the suspended patient chair, has a smaller footprint and smooths the approach to the patient. The operating zone remains the same regardless of the patient's build.

The chair is equipped with an adjustable footrest as standard; the latter allows for easy yet meticulous disinfection. Users can also opt for a complete traditional seat.



SLIDING

AREA features the sophisticated Sliding system, which combines backrest positioning with forward seat movement. Dentists can therefore keep treatment zone proportions and layouts unchanged, eliminating the need to move accessories during treatment. More comfortable for the patient (as it involves less back compression), the Sliding system is particularly useful in smaller practices. With the seat displaced by 18 cm, the dentist gains that same amount of operating space in the 12 o'clock position.

Soft Motion technology ensures fluid movement and eliminates all associated noise. AREA combines this technology with Slow Mode, which allows activation of very small patient chair movements. This helps users make fine adjustments during implantology sessions or while using the microscope.

RELAXED, COOPERATIVE PATIENTS

Relaxed patients promote productivity. This streamlines treatment, reduces patient chair times and often ensures a better clinical outcome. That's why we've designed a patient chair to maximise comfort down to the last detail. A reassured patient is also more likely to start a treatment plan.



PATIENT WELLBEING

In addition to providing the dentist with a smooth workflow that simplifies interaction within the dental team and between team and patient, the design also focuses on patient wellbeing. The shape of the patient chair backrest facilitates access to the operating zone in frontal view and indirect vision work modes. A perfect blend of style and practicality, the backrest combines unprecedented comfort with the very best technological solutions. Built with a strong framework and soft padding, it features tough, easy-to-clean upholstery.

Optional Memory Foam padding reduces the pressure points on the patient's body, improving blood micro-circulation and ensuring greater comfort.



COMFORT AND SUSTAINABILITY

The backrest can be equipped with an optional orbital pneumatic headrest. This ensures precise, fast positioning simply by pressing the button on its lower side. The chair can also incorporate a patient presence sensor. Users can apply settings that leave the dental unit on stand-by once the patient leaves in order to reduce energy consumption. Where the DiVA virtual assistant is in use, the sensor transmits statistical data to monitor effective dental unit usage over the period of interest. Users can also benefit from automatic switching on/off of the operating light as a function of patient presence.

NORDIC BACKREST

A backrest designed for those who want to offer patients sturdy arm and elbow support, allowing excellent access for dentists who work in the 12 o'clock position.



LATERAL SLIDE FOOT CONTROL

Lets dentists control Chip Air and Chip Water functions on the instrument in use, invert rotation of the micromotor, control patient chair movement and switch on the operating light. Cabled and wireless versions available.



PRESSURE-OPERATED FOOT CONTROL

Provides the same functions as the lateral slide foot control. Both devices also provide, in surgery mode, peristaltic pump activation and programme changeover controls. Cabled and wireless versions available.



POWER PEDAL FOOT CONTROL

The third foot control includes all the functions of the previous models and is characterised by two additional elements to recall two more saved working positions. Cabled and wireless versions available.

MAKING SPACE FOR THE LATEST TECHNOLOGY



FULL TOUCH INTERFACE

The Full Touch console with 7" multitouch display ensures user-friendly control of dental unit functions. What's more, dentists can adjust instrument operating parameters by setting their own preferences and can control/monitor hygiene devices. The integrated software manages endodontic, implantology and conservative functions. Users can also display images, X-rays and video tutorials.

VOICE CONTROLS

Dentists have numerous voice-controlled functions at their disposal. This speeds up workflows and improves hygiene by letting dentists bypass physical contact with the control panel and the integrated accessories. The different instrument modes are voice-activated. It's also possible to control the operating light and the patient chair, by selecting one of the saved positions. Users can also start the timer when performing clinical procedures such as impression-taking.



Technology improves in leaps and bounds. Castellini takes advantage of every new development to give dentists a state-of-the-art interface, perfecting and expanding performance to ensure effective, user-friendly control of advanced AREA dental unit functions.



MULTIPLE CUSTOMISED SET-UPS

NFC technology makes it possible to access the dental unit - which is equipped with an integrated system - and save personalised preferences and settings. With up to 20 memory slots available, this is ideal for multi-user practices. This option involves using a bracelet that instantly connects to the dental unit where the dentist's preferences (chair position, interface, light settings, cuspidor bowl and cup preferences, as well as the operating parameters of integrated instruments) were previously saved.



NFC TECHNOLOGY

Just tap the bracelet on the NFC symbol on the side of the dentist's module to connect to the dental unit.



DENTISTS' PROFILES CAN BE SAVED

Dentists can customise every single setting and save them all on a memory device. These preferences can be uploaded to the dental unit in seconds via the USB port.



PROFILE MANAGEMENT

As-standard management of 4 user profiles allows them to set personalised parameters for the patient chair, cuspidor bowl and instruments, including pre-settings for implant and endodontic procedures.

EXCELLENT HANDLING

In addition to the compactness that streamlines work for the dental team, AREA has been designed to maximise flexibility in every clinical scenario. This includes the possibility of shifting the dentist's module to the assistant's side. Furthermore, the compact, light arm ensures users can easily reach all the classic work positions.



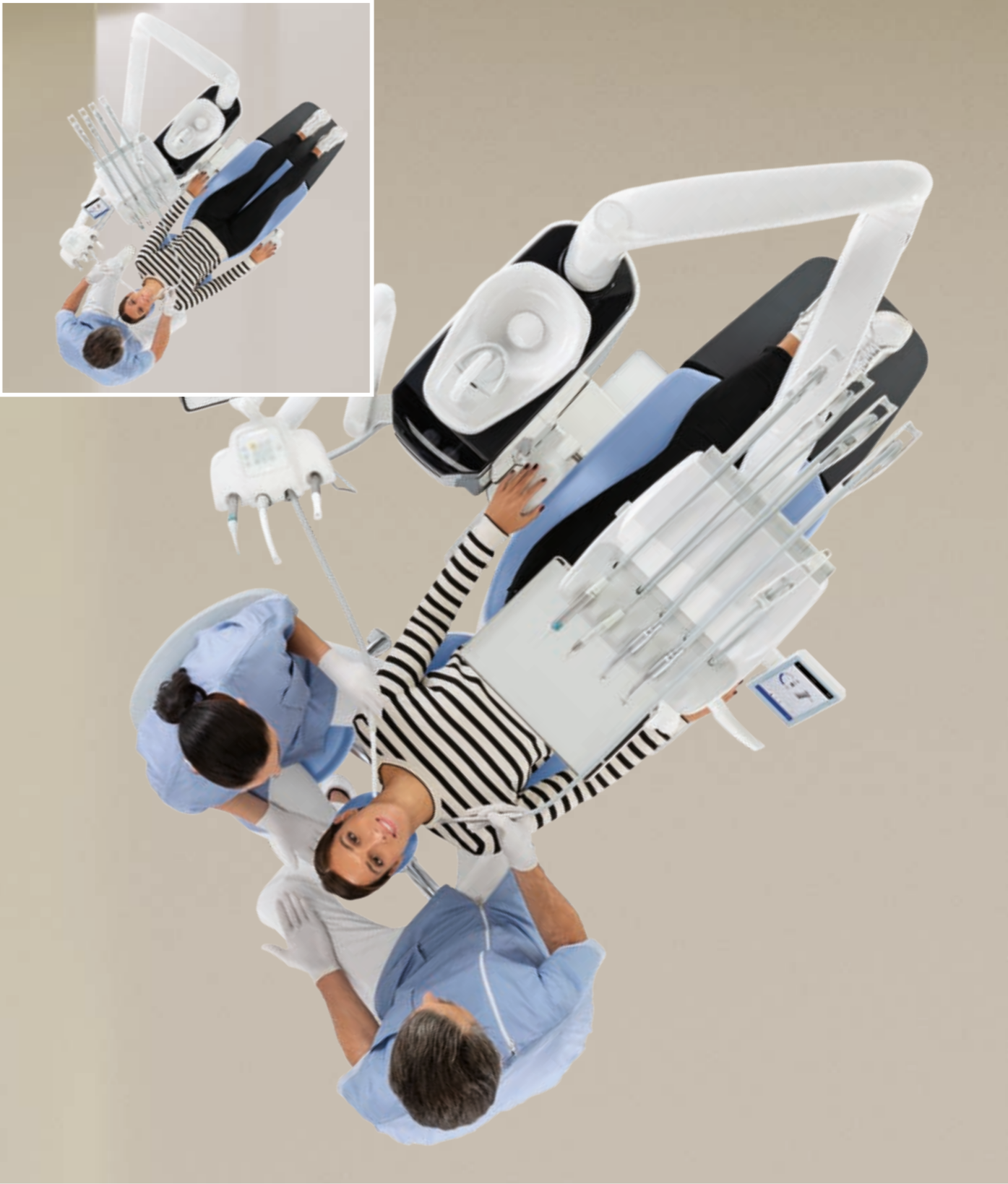
LIGHT AND COMPACT

The dentist's module with over-the-patient delivery is light and easy to move.

- Vertical positioning can be activated and deactivated by lightly touching the capacitive sensor.
- Increased tubing extension and self-balancing instruments.
- Large, easy-to-reach transthoracic tray holder.
- Optional instrument lever lock for enhanced freedom of movement.

LEVERS WITH SIDEFLEX TECHNOLOGY

Optimised with exclusive "SideFlex" technology, the instrument levers also follow lateral movements of the tubing thanks to the presence of a swing joint. The levers also ensure precision recovery, thus preventing wrist fatigue, and are completely removable.



PLENTY OF SPACE FOR EFFECTIVE TREATMENT

Hanging tube models feature ergonomic solutions that streamline dental team workflows. More specifically, the CART solution can be positioned in the work area as desired. It also grants full access to the area above the patient, an extremely convenient aspect that is greatly appreciated during surgery tasks.



DENTIST'S MODULE

The compact module offers plenty of scope for positioning around the work area. A large handle smooths horizontal movement. The practical instrument layout and the shaping of the individual holders help prevent any accidental instrument drops during repositioning. Workflows are also streamlined by differences between the tilt angles of the inner and outer instruments. Central positioning on the front of the module makes the 7" Full Touch display easily accessible to the dentist. The transthoracic tray holder features a wide supporting surface that does not interfere with the patient. It can be positioned and moved horizontally.

The sixth instrument module can be mounted on the side of the dentist's module. The dentist can choose between the intraoral camera and the curing light.



BEYOND DESIGN

Every single aesthetic and technical element has been designed to make AREA more practical. From the innovative carbon look to the quality of the materials and the construction, every aspect of the dental unit has been developed to create a comfortable technology-rich environment and practical professional solutions. The optional interactive LED Pack highlights the modern design and provides useful information on the status of the functions of the dental unit and its integrated systems.

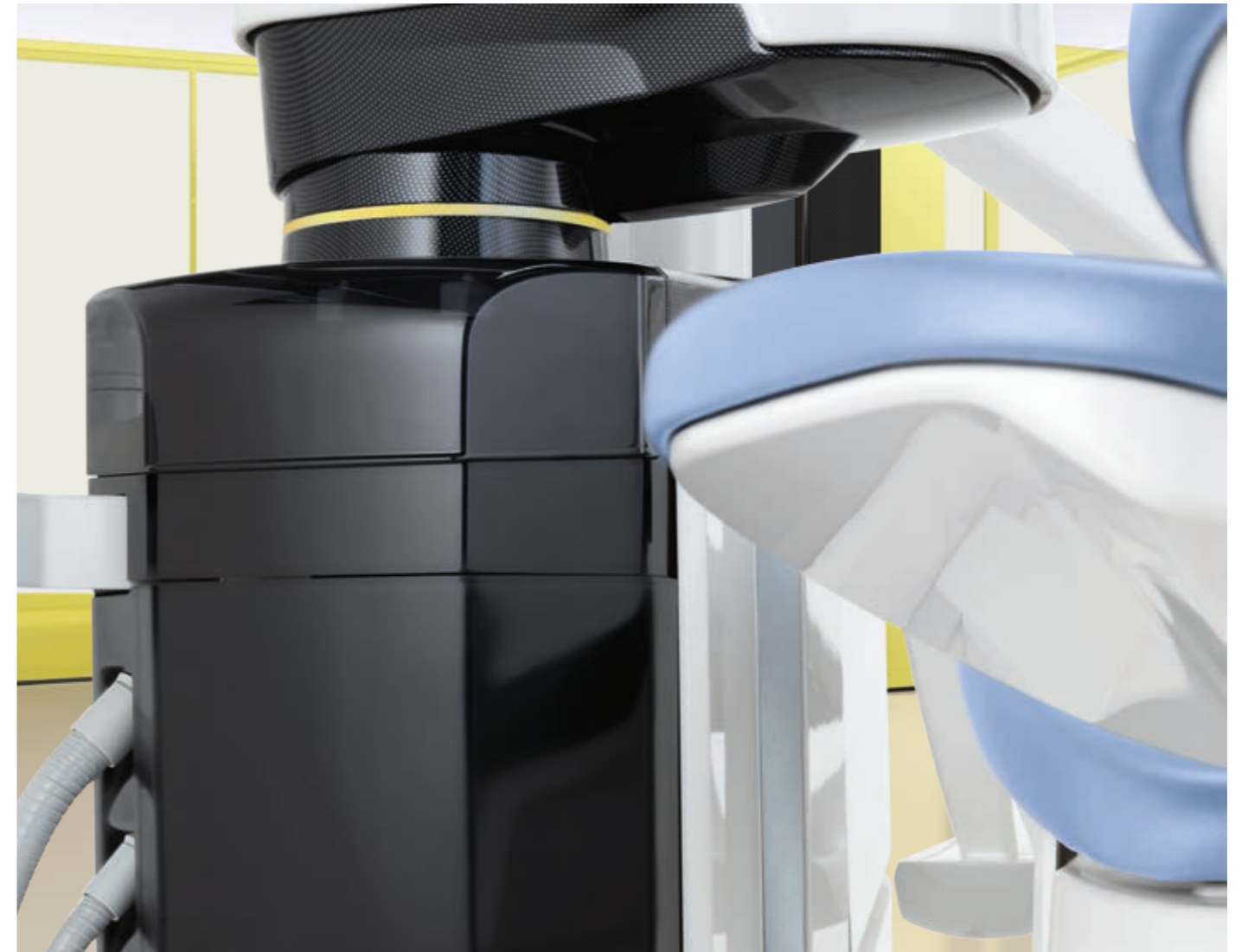


ASSISTANT'S MODULE

The assistant's module, fitted on a vertically-adjustable double arm, adapts to any working method and is available with 4 or 5 holders. An optional tray holder provides additional support for the assistant.

CUP AND MOTOR-DRIVEN CUSPIDOR BOWL SENSOR

Cup filling is now fully automated and gives the patient greater autonomy. Together with the new motor-driven cuspidor bowl, this speeds up rinsing considerably.



INTERACTIVE LED PACK

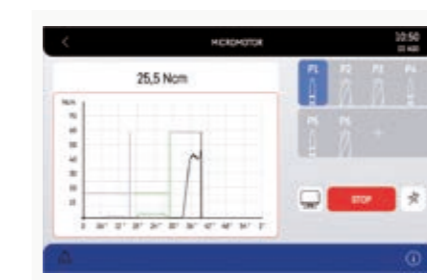
Through the different LED lighting colours, the alerts controlled by the optional system intuitively communicate various items of information (e.g. scaler mode, dental unit hygiene cycle status). During root canal treatment with the apex locator on, the LED ring changes from green to yellow to red according to the distance from the apex (this mirrors the on-panel bar colours). The LED ring comes on when the timer starts and gradually goes out, flashing briefly when the timer expires.



INTEGRATED IMPLANT SURGERY SOLUTIONS

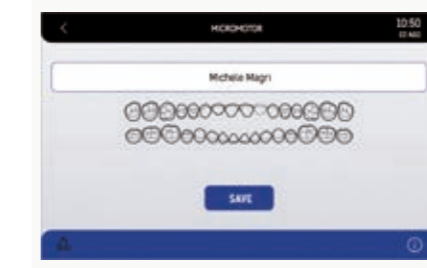


AREA has been designed to respond to the needs of dentists who practice implant surgery. The integrated system is as advanced as it is practical, allowing dentists to focus exclusively on the patient and the treatment. The implantology configuration makes use of a powerful Implantor LED induction micromotor, a peristaltic pump incorporated on the module, and a latest-generation control panel that makes it possible to quickly customise and save pump speed, torque and delivery rate parameters.



TORQUE CURVES

The dentist can also use an integrated function that logs torque curves during surgery. Documentation will also be produced in an exportable form after the treatment session to save data on the delivered torque and the implant tightening torque. For an even clearer view during treatment, it's also possible (where an integrated camera is available) to view the curve on the monitor integrated on the dental unit: a key asset during academic and training activities.



OPERATING PARAMETERS

The display shows only the information relevant to the clinical needs of the moment: all working parameters can be saved with ease at the touch of a finger, thereby leaving the dentist free to focus on the operation and the patient.



PERISTALTIC PUMP

Integrated on the dentist's module, the pump can easily be controlled via the control panel. It irrigates the operating field with a sterile saline solution for optimal asepsis.

ABSOLUTE PRECISION FOR ENDODONTICS




AREA implements a broad set of functions that lets users control operating parameters. It also provides a database of burs to independently manage all endodontic practices and related treatments.

Precise control of the endocanal bur and specialized functions make the model a must-have for endodontic work by providing dentists with micromotor control parameters such as Autostop, Autoreverse and Autoforward. Now with an even more user-friendly interface, the innovative control panel provides exceptional performance and supplies dentists with valuable information on a wide range of clinical functions.



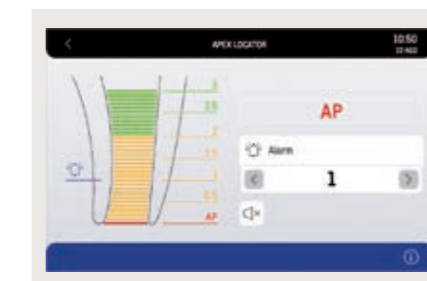
RECIPROCATING MODE

Together with the EVO E4 contra-angle, the control mode with alternating rotation allows for the use of RECIPROC®, RECIPROC BLUE® and WAVEONE GOLD® reciprocating files. The endodontic file brand names are not owned by Cefla or any of its subsidiaries.



DATABASE

For all traditional endodontic procedures, the control panel is able to automatically set optimum parameters thanks to an inbuilt database of the most common endocanal files.



LAEC - INTEGRATED APEX LOCATOR

The device helps the dentist locate the root apex via an audio-visual indicator. Combined with the EVO E4 contra-angle, it also integrates the APEX-STOP function which automatically switches the file off upon reaching a set safety threshold.



EVO E4 CONTRA-ANGLE

Suitable for any type of endodontic treatment, the device is also designed to be compatible with Castellini reciprocating mode and with the APEX-STOP function of the Castellini apex locator.

CUTTING-EDGE INSTRUMENTS



Built according to the highest technological standards and by drawing on Castellini's 80 years of experience, all instruments, handpieces and accessories are designed to meet every possible dentistry need. Cutting-edge instruments improve every aspect of implant surgery, and conservative and endodontic dentistry.



LED FLUO IMPLANTOR

The new, now-quieter Implantor LED micromotor features tubes that improve handling. Moreover it's available with the optional FIT (Fluorescence-aided Identification Technique) function that lets users detect the presence of composite materials with a special LED light. This technology makes tasks in the conservative, orthodontic and aesthetic fields more precise.

Implantor LED FLUO doesn't just highlight the composite fillings, differentiating it from the natural structure of the tooth: it also highlights brackets on fixed braces and the invisible attachments used to secure transparent corrective braces.



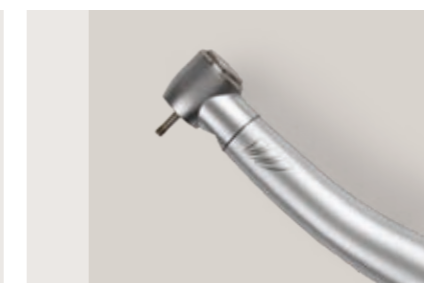
GOLDSPEED EVO CONTRA-ANGLES

Castellini provides a complete set of contra-angles for every dental field; implantology, endodontics and the various areas of conservation.



T-LED

The curing light can be used as a direct version or 120° angled version. With a high-power LED up to a maximum of 2,200mW/cm² and a 430 to 490nm emission band, the T-LED lamp offers 6 pre-set programmes and a sterilisable optical guide.



SILENT POWER EVO TURBINES

Castellini offers a complete set of turbines; dentists can choose between standard and miniature heads according to preference.



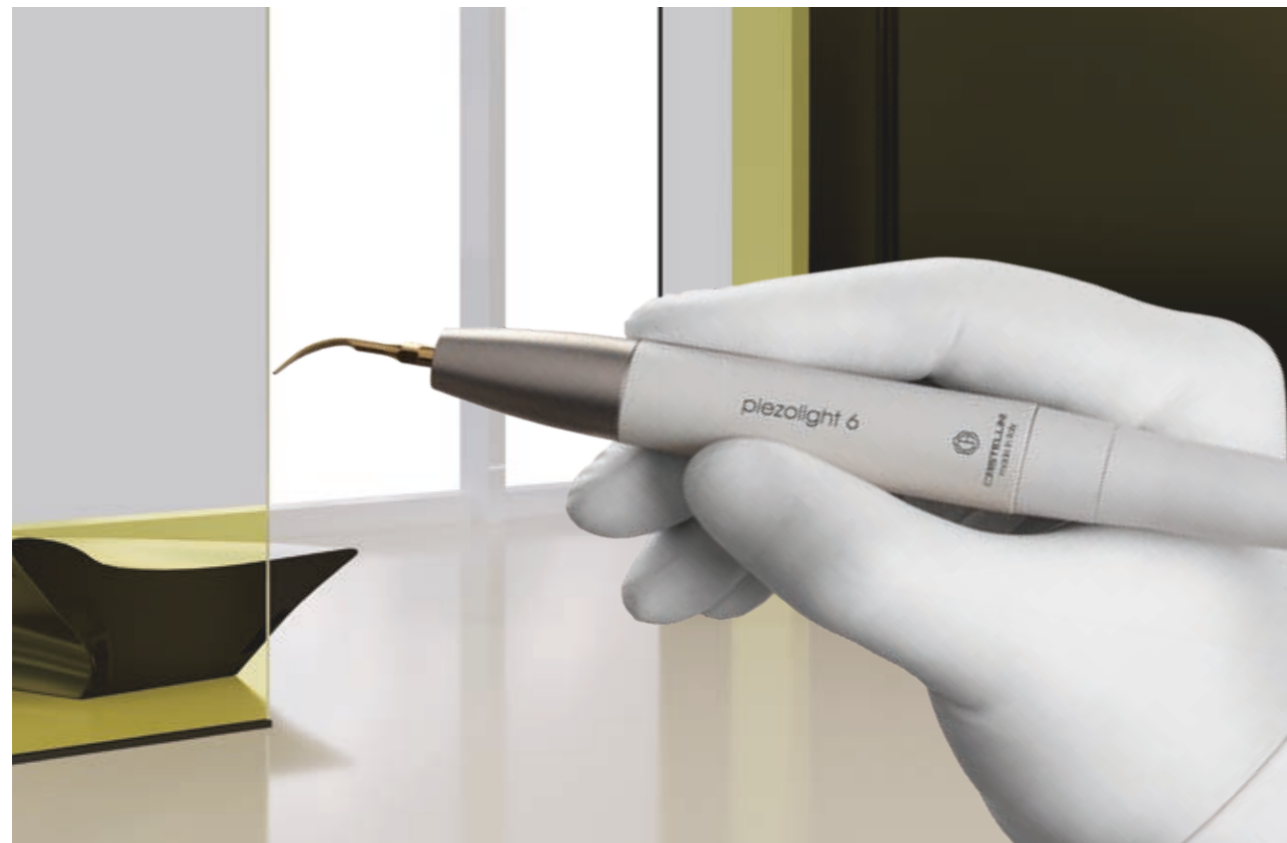
SYRINGE

Featuring a streamlined and easy-to-handle design, the syringe provides six functions. The handle and tip are autoclavable.

OUTSTANDING SPECIALIST PERFORMANCE



Castellini provides dentists with a selection of ultrasound devices for a range of tasks, from hygiene and scaling to implantology and maxillofacial surgery. Precise, reliable, light and easy to handle, these devices integrate seamlessly with AREA's software and electronics.



PIEZOLIGHT 6 / PIEZOSTERIL 6

Available with LED lighting and fully autoclavable ultrasound handpieces are suitable for prophylaxis, endodontics and periodontal procedures. Ultrasound vibrations are linear and controlled. There are no parasitic lateral vibrations. Constant control and self-adjustment of frequency according to load and the condition of the tip. Irrigation flow can be fine-adjusted via a special dial.




SURGISON 2

Specifically designed for oral surgery, implantology and osteotomy, this handpiece is available with a wide range of accessories for any treatment requirements. Interchangeable with Piezolight 6 and compatible with Piezosteril 6, subject to tubing replacement, the Surgison 2 handpiece is automatically detected and piloted by the dental unit at all times. Completely autoclavable, it provides optional irrigation with sterile fluids for complete asepsis of the operating area.



STERILE IRRIGATION

The Surgison handpiece is fed with sterile liquid thanks to the perfectly integrated peristaltic pump that synchronises with use of the instrument.



SET OF TIPS

The handpiece is supplied with an extensive set of tips so that users can perform the most traditional surgical tasks, from corticotomy to sinus lift. Practical autoclavable support.



USER-FRIENDLY INTERFACE

The easy-to-understand interface makes it simple to set the correct mode according to the treatment to be performed.

LATEST-GENERATION OPERATING LIGHT



Acknowledged as a perfect example of clinical lighting technology, the Venus LED MCT offers performance levels that make it the trusted ally of any dentist. Using a long-lasting, low-consumption LED light source, it features 3-axis adjustment and lets users adjust brightness, temperature and CRI (Colour Rendering Index). Where the virtual voice assistant is available, the operating light can be voice-activated [on/off].



EXCEPTIONAL BRIGHTNESS

The Venus LED MCT lamp rotates on three axes to ensure perfect lighting of the operating field whatever the task or position. Featuring exceptional brightness, specific values can be set to match clinical needs. The No Touch sensor can switch the lamp on/off and adjust light intensity up to 50,000 Lux. The hermetically sealed front screen is easy to clean, and the handles can be removed and sterilised in an autoclave.



TEMPERATURE ADJUSTMENT

The innovative system makes it possible to provide just the right light for every clinical discipline, with 3 different temperature values: warm, neutral and cool light.

CRI VALUE

Absolute colour fidelity thanks to colour rendering that, on a 0 -100 scale, stands above 95.

VIRTUAL VOICE ASSISTANT

The new optional voice controls let users interact with the light quickly and aseptically.



WARM, NEUTRAL AND COOL COLOUR

All temperature variations, from warm (4,300 K) to neutral (5,000 K) or cool (5,500 K) and vice versa, can easily be activated and always ensure a perfect view of the operating area according to the treatment being performed.

COMPOSITE MODE

This feature changes the light wavelength to prevent the pre-curing of composite materials while ensuring optimum lighting of the operating field.

CERTIFIED SAFETY

Close collaboration with major university research centres has been a cornerstone of Castellini since its founding. Ensuring the workplace is perfectly hygienic is one of the dentist's most delicate and important tasks. That's why all systems are effective, efficient, simple to implement and optimize workflows.



M.W.B.
Reliable and effective, the M.W.B. continuous disinfection system, used in conjunction with Peroxy Ag+, acts against all water-borne contaminants, including Legionella. Tests carried out on a dental unit over a 3-month observation period showed that regular use of M.W.B. and daily execution of an intensive disinfection cycle with the Autosteril system ensure outstanding water hygiene quality, with bacterial loads kept to zero.
The extra-large, top-loading tank streamlines the team's work.



AUTOSTERIL
The new AREA dental unit features a high-quality automatic system that disinfects all the spray water circuits. It's also equipped with an integrated instrument collection tank, which makes it easier to position the instruments and run the cycle. Used together with Peroxy Ag+, the Autosteril system ensures a mycobactericide, bactericide and anti-Legionella action, certified by the Sapienza University of Rome. Autosteril helps sanitisation at the end of a day's session and allows short cycles to be performed via the following steps:

- circuit draining with compressed air;
- addition of 3% H₂O₂ to the spray water circuits;
- a liquid 'hold time' suitable for intensive disinfection ;
- liquid expelled with compressed air;
- (mains or distilled) water flushing.

An analysis of the effectiveness of the Autosteril system conducted by the Sapienza University of Rome has highlighted that the disinfection action is sufficient to "eradicate all tested microbes from the dental unit ducts, even with high contamination levels."



S.S.S. BOTTLE
The stand-alone supply system is equipped with a 1.8 litre pressurised tank, easily accessible inside the unit body and easy to fill.



TIME FLUSHING
To drain stagnant fluid from the piping after use, the automatic Time Flushing feature performs a complete water change via a timed flow of the feed fluid.



TRACEABILITY
Dentists can manage disinfection and rinse cycles quickly via the control panel. Each cycle can be logged on the database and stored in the cloud (where the Di.V.A. is installed).

PROTECTED BY DESIGN



S.H.D.
Flushing and sanitisation of the suction system with water and a special liquid take approximately 2 minutes: ideal as a between-patients cleaning procedure.

To keep the external parts of the dental unit and the entire workstation perfectly hygienic, Castellini has built passive protection into its every aspect. Meticulous design ensures that patients and staff are constantly protected from any risk of contamination.



DETACHABLE INSTRUMENT TUBING
Removable and easily disinfectable, the tubes make cleaning and replacement tasks easier and faster.



REMOVABLE DENTIST'S MODULE HANDLE
Can be easily removed for maximum hygiene.



REMOVABLE LIGHT HANDLES
Can easily be removed and autoclaved.



GLASS DISPLAY FILM
Disposable film to protect the assistant's keypad and Full Touch control panel.



CUSPIDOR BOWL
The cup-and-bowl-fill unit can easily be removed and sterilised in an autoclave. Note that the cuspidor bowl handle is removable and thermodisinfected.



FILTERS + UNIT BODY COVER
Stylishly protected by a cover, the filters can easily be removed to facilitate emptying and cleaning tasks.

A CONNECTED SURGERY



VIRTUAL ASSISTANT AND REMOTE MONITORING

Di.V.A. (Digital Virtual Assistant) optimises the workflow in advanced dental practices. In addition to being viewable on a PC, Di.V.A. can be easily consulted on smartphones and tablets.

In combination with Di.V.A., users can increase the efficiency of the practice by activating the EasyCheck service: each connected dental unit can rely on real-time remote diagnosis and technical support, vital for minimizing downtimes and ensuring continuity of service.

easycheck



Simply by connecting to the internet with any browser, and without having to download any software, dentists and/or practice owners can access a website that offers a comprehensive range of digital services, remote assistance, video tutorials and updated user manuals for purchased models.



DASHBOARD

A simple dashboard lets the dentist monitor dental unit activity across all functions and analyse dental practice efficiency. In larger surgeries this is an excellent tool for managing heavy workloads and planning maintenance tasks.

Where the patient sensor is present, statistical data on how the dental is used can be collected and processed; the information is transmitted to Di.V.A. and displayed on the dashboard.

MONITORING HYGIENE SYSTEMS

Di.V.A. logs completed disinfection cycles, building up a database that is useful for in-practice assessment. This data also helps users estimate their consumption of disinfectant products and monitor the effective reactivation of equipment.

INSTRUMENT MODE

The dashboard lets users monitor effective usage of integrated instruments such as the micromotor; this includes detailed information on the employed work modes (conservative, endodontic and implantology).

ADVANCED COMMUNICATION



The result of cutting-edge, efficient, reliable technology, Castellini's multimedia system consists of an in-built camera with an HD sensor and a 90° viewing angle, plus a 22" monitor certified as per the EEC Medical Devices Directive. Excellent multimedia communication simplifies the dentist-patient relationship and allows for more effective, better-informed illustration of treatment outcomes.



INTEGRATED HD CAMERA

The integrated camera features streamlined design for better use inside the oral cavity, and an ergonomic handle. HD-quality images ensure perfect rendering and maximum investigation accuracy.

- Optical system with 7 glass lenses and 16:9 format HD sensor.
- Partially retroflexed 90° viewing angle.
- Depth of field from 5 to 70 mm.
- Freeze-frame activation via the touch-sensitive key.

The easy-to-attach and remove Macro Cap accessory magnifies up to 100x to deliver detailed, extremely sharp images.



22" LED MONITOR

The 22" LED monitor with 16:9 format ensures perfect image display and easy, comfortable interaction thanks to ergonomic design and the special IPS panel that provides a wide viewing angle. Images are managed via the new Full Touch Multimedia control panel which allows for the adjustment of image contrast levels, colours, rotation and zoom. The monitor can be integrated into the dental unit either with a single arm or a double-jointed arm for smoother interaction with the patient and greater ease of use..

ON-BOARD DIAGNOSTIC POWER



The integrated X-ray unit meets all diagnostic needs, providing improved ergonomics and a greater degree of patient involvement. Incorporating an X-ray unit on a model where the unit body is firmly attached to the floor, and with a patient chair that lifts/drops without affecting overall stability, is particularly effective. Moreover, positioning of the patient's head is precise and patient movement does not interfere with workflows. If the dental unit is connected to the PC via the voice control system, users can interact directly with the image management software to save images just captured by the camera or X-ray sensor.



RXDC WITH EXTEND TECHNOLOGY

Thanks to extensive internal collimation and an extremely small focal spot, the X-ray unit provides high-quality images to ensure fast, accurate diagnosis.

The integrated Zen-X sensor, available in two sizes, is housed in the dentist's module, thus speeding up acquisition of intraoral X-ray images. In a matter of seconds, the reprocessed image is displayed on both monitor and Full Touch Multimedia control panel.



FREEDOM OF CHOICE

One of the drawbacks of changing your dental unit stems from the floor connections, as these often fail to match the configuration envisaged on the new model. To eliminate the need for any adaptation work, Castellini has designed a multi-connector system to give dentists freedom of choice and let them position the dental unit near the existing connection.



DENTAL PRACTICE LAYOUT

Thanks to the multi-connector system, dentists can maintain the existing layout, placing the dental unit where they want in the case of a new practice or where floor connections are already present. In the event of replacement, it can be installed without any floor work and without the related costs.

Optional floor plate

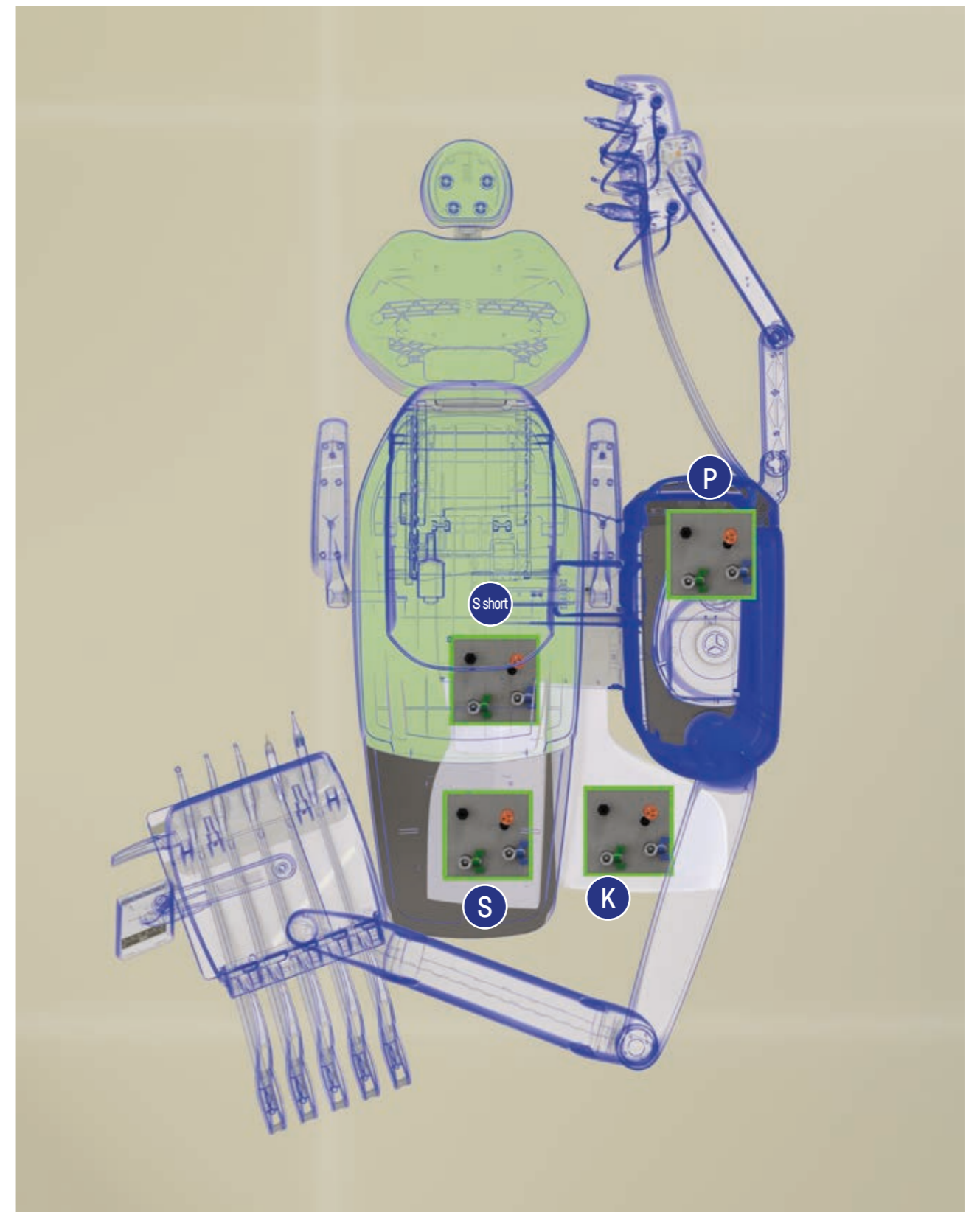
MAXIMUM VERSATILITY

Depending on the existing connections, users can set up the AREA dental unit in the following configurations:

P - connections are located under the rear of the unit body

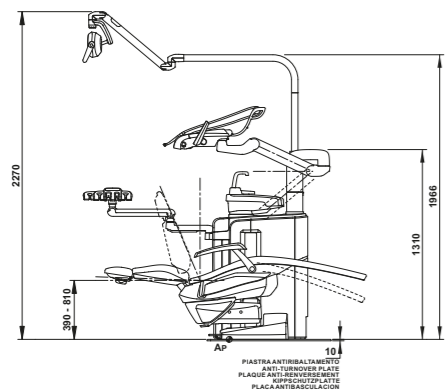
K - connections are located under the front of the unit body

S / S short - for connections underneath the patient chair

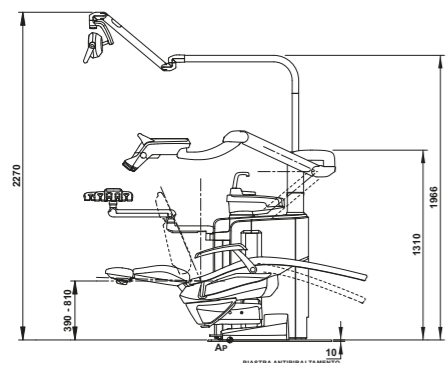


TECHNICAL SPECIFICATIONS

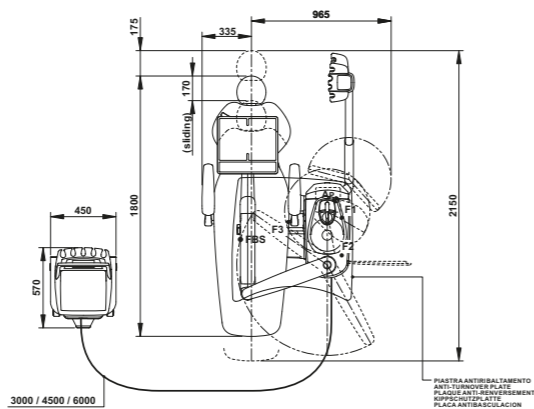
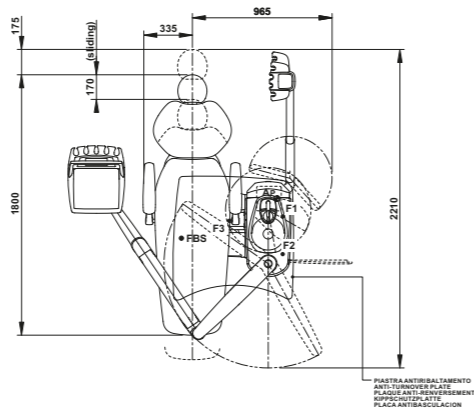
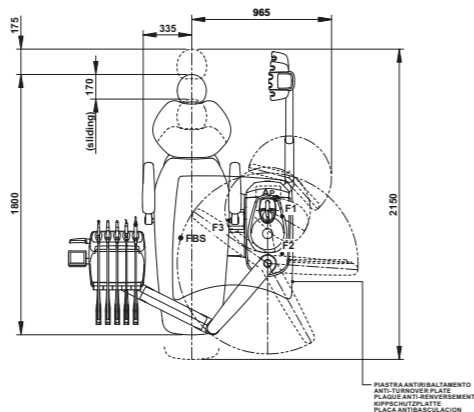
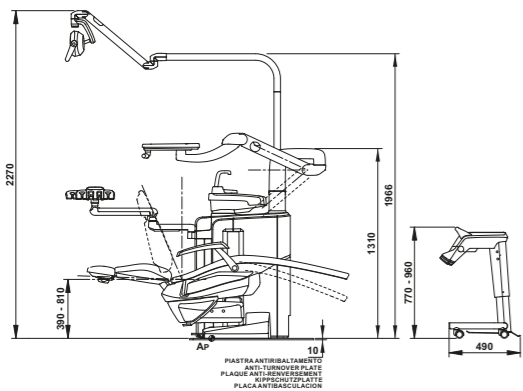
AREA CONTINENTAL



AREA CP



AREA CART



The measures in the drawings are in millimetres.



COLOUR RANGE		MEMORY FOAM UPHOLSTERY	
102	Atlantic blue	198	Atlantic blue
113	Pacific blue	183	Pacific blue
106	Mediterranean blue	196	Mediterranean blue
136	Indian blue	186	Indian blue
101	Caribbean green	197	Caribbean green
123	Polynesian green	193	Polynesian green
103	Nevada yellow	182	Nevada yellow
115	Scottish salmon	195	Scottish salmon
132	Blueberry violet	192	Blueberry violet
134	Japanese wisteria	184	Japanese wisteria
135	Venetian red	194	Venetian red
130	Graphite black	180	Graphite black
121	Anthracite grey	199	Anthracite grey
137	Bright silver	187	Bright silver



AREA	Over the patient delivery system	Hanging tubes	Cart
HYGIENE SYSTEM			
Separate Supply System	●	●	●
Autosteril A (Automatic) for disinfection of the water circuit	○	○	○
Multi Water Bio controller - MWB. [EN 1717-compliant water infeed unit with continuous disinfection system]	○	○	○
Timed Flushing [quick water circuit flush cycle]	○	○	○
Suction Hose Disinfection [suction system wash and disinfection]	○	○	○
DENTIST'S MODULE			
Instrument lever system with SideFlex technology	○	-	-
Complete turbine kit with Silent Power Evo 4L fibre optics, quick coupling handpiece	●	●	●
Complete turbine kit with Silent Power Evo Miniature fibre optics, quick coupling handpiece	○	○	○
Implantor LED induction Micromotor fibre optics kit [100 – 40,000 rpm – 5.3 Ncm]	●	●	●
Implantor LED FLUO induction micromotor kit with FIT technology	○	○	○
Peristaltic pump kit with saline solution irrigation set	○	○	○
“Torque Curve” implant function	○	○	○
Piezosteril 6 scaler kit complete with 4 tips	○	○	○
Piezolight 6 scaler kit with fibre optics with 4 tips	○	○	○
Surgison 2 surgical ultrasound kit	○	○	○
LAEC [Integrated Apex Locator]	○	○	○
Module for Implantor LED motor Reciprocating Mode	○	○	○
T-LED curing light kit	○	○	○
Instrument lever stop kit	○	-	-
6-way stainless steel syringe kit	●	●	●
6th instrument kit [curing light or camera handpiece]	○	○	○
Integrated X-ray sensor	○	○	○
Integrated voice control system	○	○	○
ASSISTANT'S MODULE			
T-LED curing light kit	○	○	○
3-way stainless steel syringe kit	○	○	○
6-way stainless steel syringe kit	○	○	○
Assistant's module with 4 holders and capacitive keypad mounted on self-balancing arm	●	●	●
Assistant's module with 5 holders and capacitive keypad mounted on self-balancing arm	○	○	○
Tray holder table on assistant's module	○	○	○
OPERATING LAMP			
Venus LED MCT lamp	●	●	●
UNIT BODY			
Swivel and removable motor-driven cuspidor bowl, plus filling sensor	●	●	●
Water-to-cup heater	○	○	○
Instrument spray heater	○	○	○
Independent cannulae selection	●	●	●
Quick coupling for air/water supply for external device	○	○	○
Interactive LED Pack	○	○	○
PATIENT CHAIR			
Soft Motion movements and Sliding function	○	○	○
Pneumatic headrest with 3-axis movement	○	○	○
Patient presence sensor	○	○	○
Lateral slide foot control complete with joystick	●	●	●
Lateral slide foot control complete with joystick - wireless	○	○	○
Pressure-operated foot control with Joystick and spray on/off kit	○	○	○
Pressure-operated foot control with Joystick and spray on/off kit - wireless	○	○	○
Foot control, Power Pedal type	○	○	○
Foot control, Power Pedal type - wireless	○	○	○
Left armrest	○	○	○
Right armrest	○	○	○

● = supplied as standard ○ = optional - = not available