

# SKEMA 6

## ADVANCED OPPORTUNITIES



CASTELLINI.COM



**BU Medical Equipment  
Sede Legale Ed Amministrativa  
Headquarters**  
CEFLA s.c. - Via Selice Provinciale, 23/a - 40026 Imola (BO) - Italy  
Tel. +39 0542 653111  
Fax +39 0542 653344

**Stabilimento  
Plant**  
CEFLA s.c. - Via Bicocca, 14/C - 40026 Imola (BO) - Italy  
Tel. +39 0542 653441  
Fax +39 0542 653601

CASTELLINI.COM

CSK6GB1231S01

Due to our policy of constant technological upgrading, technical specifications may be subject to change without prior notice.  
According to the standards in force, in extra-EU areas the availability and specifications of some products and/or characteristics may vary. Please contact your local distributor for further information.

10/2023

# THE MOST ADVANCED INTEGRATED CLINICAL FEATURES

Skema 6 allows dentists to address any clinical need, even specialist disciplines, knowing that they can rely on cutting-edge technologies and exceptional ease of use. Designed for the most versatile and demanding dentists, Skema 6 features a wide range of configurations that provide maximum operating comfort.  
**Technology and performance for professional evolution.**



# PERFECT POSITIONING FOR ANY STYLE



The Skema 6 CP model is the primary solution for dentists who prefer instruments with hanging tubes. The new design and mobility of the module, together with the flexible ergonomics of the assistant's unit, make this model practical and adaptable to every situation..

**Outstanding ergonomics and design in a single solution.**

# FREEDOM OF MOVEMENT

The Cart version offers improved freedom of movement. Slender, essential design ensures optimal operational comfort in any workplace.  
**Compact design and performance, anywhere.**



# CUTTING-EDGE TECHNOLOGY

In addition to its user-friendly interface, Skema 6 features a practical yet stylish control panel. While both versions feature a 7" capacitive multi-touch display, dentists are free to select either the Clinic model or the Multimedia model, which provides additional multimedia features. The technologically advanced control panel provides greater scope for the personalisation of programmes, instruments and displayed data.



### FULL TOUCH INTERFACE

The Full Touch console with 7" multitouch display ensures user-friendly control of dental unit functions. What's more, dentists can adjust instrument operating parameters by setting their own preferences and can control/monitor hygiene devices. The integrated software manages endodontic, implantology and conservative functions. Users can also display images, X-rays and video tutorials.

### VOICE CONTROLS

Dentists have numerous voice-controlled functions at their disposal. This speeds up workflows and improves hygiene by letting dentists bypass physical contact with the control panel and the integrated accessories. The different instrument modes are voice-activated. It's also possible to control the operating light and the patient chair by selecting one of the saved positions. Users can also start the timer when performing clinical procedures such as impression-taking.



### MULTIPLE CUSTOMISED SET-UPS

NFC technology makes it possible to access the dental unit, equipped with an integrated system, to save personalised preferences and settings. With up to 20 memory slots available, this is ideal for multi-user practices. This option involves using a bracelet that instantly connects to the dental unit where the dentist's preferences (chair position, interface, light settings, cuspidor bowl and cup preferences, as well as the operating parameters of integrated instruments) were previously saved.



### NFC TECHNOLOGY

Just tap the bracelet on the NFC symbol on the side of the dentist's module to connect to the dental unit.



### DENTISTS' PROFILES CAN BE SAVED

Dentists can customise every single setting and save them all on a memory device. These preferences can be uploaded to the dental unit in seconds via the USB port.



### PROFILE MANAGEMENT

As-standard management of 4 user profiles allows them to set personalised parameters for the patient chair, cuspidor bowl and instruments, including pre-settings for implant and endodontic procedures.

# IMPLANT SURGERY AT YOUR FINGERTIPS



Skema 6 provides the dentist with a complete set of devices and software to perform all implant surgery tasks. Only a fully integrated implantology system allows the dentist to optimise the time spent at the patient chair and focus solely on the operation and the patient. Skema 6 is specifically designed for implantology. It is equipped with a powerful induction micromotor, a peristaltic pump and a cutting-edge control panel that makes it possible to quickly customise and save speed, torque and irrigation rate parameters.



## PERISTALTIC PUMP

Integrated on the dentist's module, the pump can easily be controlled via the control panel. It irrigates the operating field with a sterile saline solution for optimal asepsis.



## OPERATING PARAMETERS

The display shows only the information relevant to the clinical needs of the moment: all working parameters can be saved with ease at the touch of a finger, thereby leaving the dentist free to focus on the operation and the patient.



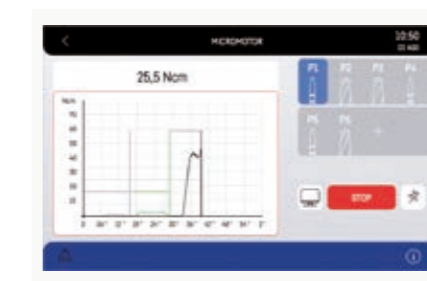
## GOLDSPEED EVO R20-L CONTRA-ANGLE

Specific for surgery. Autoclavable and thermoisinfectable, can be disassembled for thorough cleaning. With internal cooling, external spray and LED with integrated generator.



## IMPLANTOR LED MICROMOTOR

Noiseless and ultra-light, the Implantor LED micromotor is vibration-free and characterised by extremely high torque. With suitable contra-angles, it can deliver up to 70 Ncm.



## TORQUE CURVES

The dentist can use the integrated function to record torque curves during treatment. Documentation will also be produced in an exportable form after the treatment session to provide a log of the delivered torque and the implant tightening torque.



For an even clearer view during treatment, it's also possible (where an integrated camera is available) to view the curve on the monitor integrated on the dental unit: a key asset during academic and training activities.


# COMPLETE SYSTEM FOR ENDODONTICS



Skema 6 features a comprehensive set of instruments, software and functions designed for endodontics and all related treatment. Dentists have access to an extensive bur database and a specific contra-angle. They can also precision-control the operating parameters that are essential to treatment. Perfect control of the specialist functions and 360° integration of the endodontic system ensure excellent workflows and positive treatment outcomes.



**RECIPROCATING MODE**  
Together with the EVO E4 contra-angle, the control mode with alternating rotation allows for the use of RECIPROC®, RECIPROC BLUE® and WAVEONE GOLD® reciprocating files. The endodontic file brand names are not owned by Cefla or any of its subsidiaries.



**DATABASE**  
For all traditional endodontic procedures, the control panel is able to automatically set optimum parameters thanks to an inbuilt database of the most common endocanalal files.



**LAEC - INTEGRATED APEX LOCATOR**  
The device helps the dentist locate the root apex via an audio-visual indicator. Combined with the EVO E4 contra-angle, it also integrates the APEX-STOP function which automatically switches the file off upon reaching a set safety threshold.

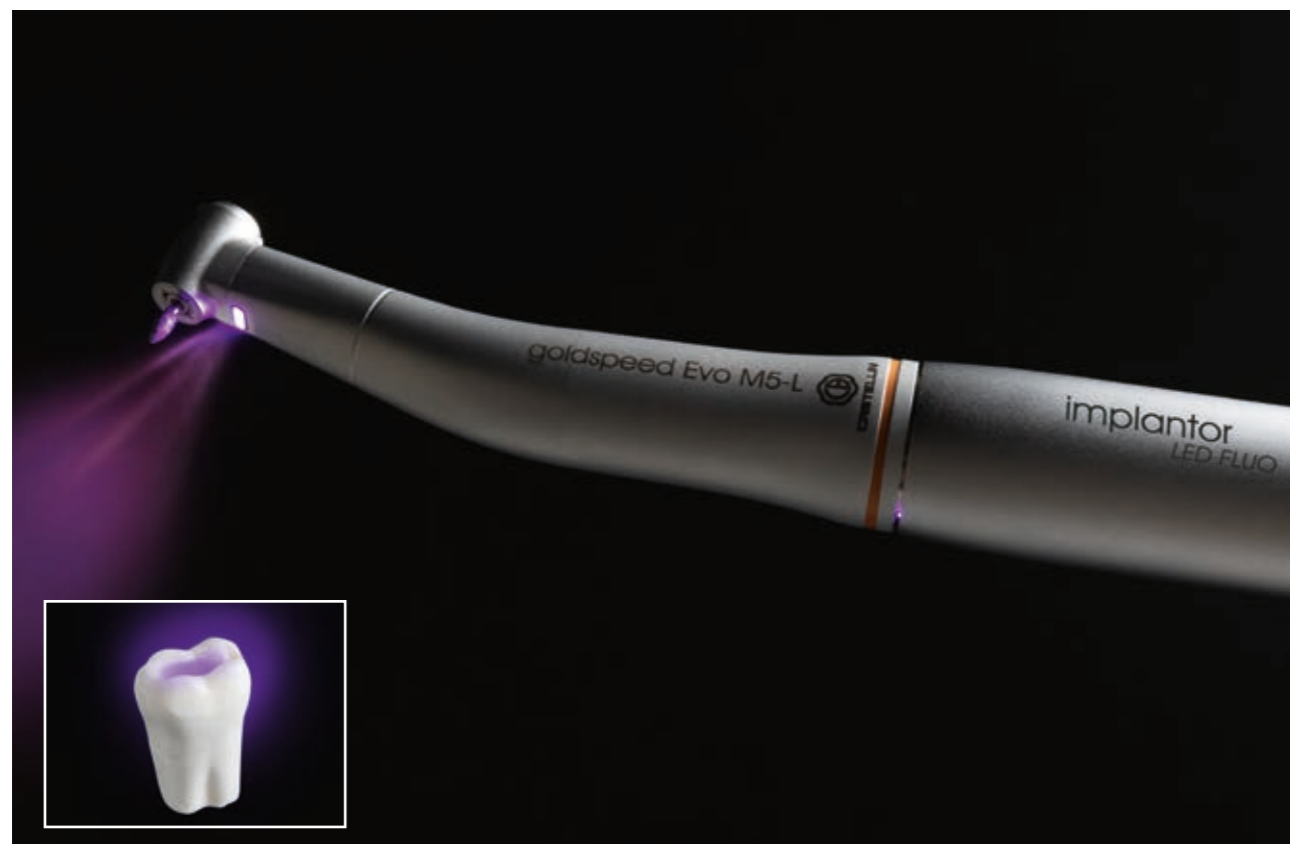


**EVO E4 CONTRA-ANGLE**  
Suitable for any type of endodontic treatment, the device is designed to be compatible with Castellini reciprocating mode and the APEX-STOP function of the Castellini apex locator.

# EXCELLENT INSTRUMENTS



Built according to the highest technological standards and drawing on Castellini's 80 years of experience, all instruments, handpieces and accessories are designed to meet every possible dentistry need. Cutting-edge instruments improve every aspect of implant surgery, and conservative and endodontic dentistry.



## IMPLANTOR LED FLUO

The new, now-quieter Implantor LED micromotor features tubes that improve handling. Moreover, it's available with the optional FIT (Fluorescence-aided Identification Technique) function that lets users detect the presence of composite materials with a special UV LED light. This technology makes tasks in the conservative, orthodontic and aesthetic fields more precise.

Implantor LED FLUO doesn't just highlight the composite fillings, differentiating it from the natural structure of the tooth: it also highlights brackets on fixed braces and the invisible attachments used to secure transparent corrective braces.



## SURGISON 2

Specifically designed for oral surgery, implantology and osteotomy, this handpiece is available with a wide range of accessories for any treatment requirements. Interchangeable with Piezolight 6 and compatible with Piezosteril 6, subject to tubing replacement, the Surgison 2 handpiece is automatically detected and piloted by the dental unit at all times. Completely autoclavable, it provides optional irrigation with sterile fluids for complete asepsis of the operating area.



## PIEZOLIGHT 6 / PIEZOSTERIL 6

Available with LED lighting and fully autoclavable ultrasound handpieces are suitable for prophylaxis, endodontics and periodontal procedures. Ultrasound vibrations are linear and controlled. There are no parasitic lateral vibrations. Constant control and self-adjustment of frequency according to load and the condition of the tip. Irrigation flow can be fine-adjusted via a special dial.



## T-LED

The curing light can be used as a direct version or 120° angled version. With a high-power LED up to a maximum of 2,200mW/cm² and a 430 to 490nm emission band, the T-LED lamp offers 6 pre-set programmes and a sterilisable optical guide.



## SYRINGE

Featuring a streamlined and easy-to-handle design, the syringe provides six functions. The handle and tip are autoclavable.



## SILENT POWER TURBINES AND GOLDSPEED CONTRA-ANGLES

Castellini offers a complete set of turbines and contra-angles suitable for all fields of dentistry.

# OPERATING COMFORT STARTS FROM THE DESIGN

With Skema 6, Castellini offers improved ergonomics and focuses sharply on the medical staff operating around the dental unit. Every single element is engineered to combine slender design with a compact integrated treatment centre. This provides a larger work area in the dental practice, better functional performance of every element, leaner workflows, and ergonomic solutions specifically designed for dental assistants.



## LIGHT AND COMPACT

- The dentist's module with over-the-patient delivery is light and easy to move.
- Vertical positioning that can be activated and deactivated by lightly touching the capacitive sensor.
  - Increased tubing extension capacity.
  - Pivoting tray holder with small footprint that can easily be reached.
  - Self-balanced instruments to minimise dentist wrist fatigue.
  - Optional end-of-stroke lock system for enhanced freedom of movement.



## LEVERS WITH SIDEFLEX TECHNOLOGY

Thanks to an articulated joint on the levers featuring exclusive SideFlex technology, the instruments are light and easy on recall. The tilting joint enables lateral movements without exercising any traction on the operator's wrist. The levers can be completely disassembled and their balance and traction adjusted during position recalls. Levers with SideFlex technology are available as an option.



# ERGONOMICS IN MOVEMENT

Designed for dentists who prefer hanging tubes, this compact and easy-to-handle module provides a wide range of comfortable positions around the operating zone. Equipped with a 7" capacitive multi-touch display and a practical handle to make horizontal movements easier.



## DENTIST'S MODULE

Instruments are easier to grasp thanks to their layout and the difference in tilt between central and outer instruments. Holders have been designed to aid instrument re-positioning and maximise stability. The sixth instrument can be integrated on the side of the module. The dentist can choose between intraoral camera and curing light (note that the application is unavailable if the Zen-X X-ray sensor is installed).

The transthoracic tray holder features a broad support surface that does not interfere with the patient. It can be positioned and moved horizontally.



## OPTICAL SENSOR

Cup filling is completely automated thanks to an optical sensor, granting the patient greater autonomy. Together with the new motor-driven cuspidor bowl, this speeds up rinsing considerably.



## ASSISTANT'S MODULE

The assistant's module, fitted on a vertically-adjustable double arm, adapts to any working method and is available with 4 or 5 holders. In addition to syringe and suction cannulae, it is also possible to add a camera and a curing light or a dynamic instrument. An optional position-adjustable tray holder is also available.



# CUSTOMISABLE CHAIR


The very heart of the practice, the patient chair offers plenty of scope for customisation and a selection of foot controls, with both wired and wireless versions available. Designed to maximise comfort, the patient chair can incorporate a patient presence sensor. This allows activation of stand-by mode when the patient leaves, thus limiting energy consumption. Where the Di.V.A. virtual assistant is in use, the sensor transmits statistical data to monitor effective dental unit usage. The chair also integrates an automatism that switches the operating light on/off as a function of patient presence.



### CHOOSE COMFORT

Optimal seat and backrest design boost patient chair comfort. The backrest features a hard-wearing framework and soft padding with strong, easy-to-clean upholstery. Chair movements are designed to avoid uncomfortable compression in the lumbar area. Castellini has designed a system that gives dentists greater freedom of choice with regard to positioning the dental unit inside the practice and hooking up to existing connections. Depending on the floor outlets and their position, the dental unit can be installed using the connection located directly under the leg rest or the one under the front part of the unit body.

The optional Memory Foam padding adapts to patients of any build, ensuring proper anatomical support at all times. This reduces the number of pressure points on the patient's body, favouring microcirculation and ensuring greater comfort.



### STYLE IN ERGONOMICS

The shape of the backrest streamlines access to the operating zone both in frontal view and indirect vision mode.



### PNEUMATIC HEADREST

The exclusive pneumatic-release orbital headrest, which pivots on three axes and allows for quick, precise assisted positioning, is available as an optional. Movement is activated by the button on the lower side of the headrest.



### FOOTREST

The adjustable footrest allows for easy, thorough disinfection.



### NORDIC BACKREST

A backrest designed for those who want to offer patients sturdy arm and elbow support, allowing excellent access for dentists who work in the 12 o'clock position.



### LATERAL SLIDE FOOT CONTROL

Lets dentists control Chip Air and Chip Water functions on the instrument in use, invert rotation of the micromotor, control patient chair movement and switch on the operating light. Cabled and wireless versions available.



### PRESSURE-OPERATED FOOT CONTROL

Provides the same functions as the lateral slide foot control. Both devices also provide, in surgery mode, peristaltic pump activation and programme changeover controls. Cabled and wireless versions available.



### POWER PEDAL FOOT CONTROL

The third foot control includes all the functions of the previous models and is characterised by two additional elements to recall two more saved working positions. Cabled and wireless versions available.

# INTEGRATED DIAGNOSTICS



The main advantage of the inbuilt X-ray unit is that it makes diagnostics faster by displaying information and sharing it with the patient in real time. The inbuilt system consists of an X-ray unit with high-frequency generator and wireless remote control, plus an HD digital sensor, IP67 certified. Dentists can use the virtual voice assistant to manage sensor-captured images when the dental unit is connected to the PC.



## RXDC WITH EXTEND TECHNOLOGY

Thanks to extensive internal collimation and an extremely small focal spot, the X-ray unit provides high-quality images to ensure fast, accurate diagnosis.

The integrated Zen-X sensor, available in two sizes, is housed in the dentist's module, thus speeding up acquisition of intraoral X-ray images. In a matter of seconds, the reprocessed image is displayed on the monitor and, if the Multimedia version is installed, also on the control panel on the dentist's module.



# COMMUNICATE WITH STYLE



Communicating with patients using cutting-edge tools and technology inspires trust. It streamlines the relationship with the patient and ensures more effective illustration of treatment outcomes. Castellini's multimedia system consists of an inbuilt camera with HD sensor and extensive depth of field, plus a 22" monitor certified as per the EEC Medical Devices Directive. If the dental unit is connected to a PC, dentists can use the virtual voice assistant to interact with the image management software. This lets them save images just captured by the camera.



## INTEGRATED HD CAMERA

The integrated camera features streamlined design for better use inside the oral cavity, and an ergonomic handle. HD-quality images ensure perfect rendering and maximum investigation accuracy.

- Optical system with 7 glass lenses and 16:9 format HD sensor.
- Partially retroflected 90° viewing angle.
- Depth of field from 5 to 70 mm.
- Freeze-frame activation via the touch-sensitive key.

The easy-to-attach and remove Macro Cap accessory magnifies up to 100x to deliver detailed, extremely sharp images.



## 22" LED MONITOR

The 22" LED monitor with 16:9 format ensures perfect image display and easy, comfortable interaction thanks to ergonomic design and the special IPS panel that provides a wide viewing angle. Images are managed via the new Full Touch Multimedia control panel which allows for the adjustment of image contrast levels, colours, rotation and zoom. The monitor can be integrated into the dental unit either with a single arm or a double-jointed arm for smoother interaction with the patient and greater ease of use.

# A CONNECTED SURGERY

Simply by connecting to the internet with any browser, and without having to download any software, dentists and/or practice owners can access a website that offers a comprehensive range of digital services, remote assistance, video tutorials and updated user manuals for purchased models.



## VIRTUAL ASSISTANT AND REMOTE MONITORING

DiVA. (Digital Virtual Assistant) optimises the workflow in advanced dental practices. In addition to being viewable on a PC, DiVA. can be easily consulted on smartphones and tablets. In combination with DiVA., users can increase the efficiency of the practice by activating the EasyCheck service: each connected dental unit can rely on real-time remote diagnosis and technical support, vital for minimizing downtimes and ensuring continuity of service.



## DASHBOARD

A simple dashboard lets the dentist monitor dental unit activity across all functions and analyse dental practice efficiency. In larger surgeries this is an excellent tool for managing heavy workloads and planning maintenance tasks. Where the patient sensor is present, statistical data on how the dental is used can be collected and processed; the information is transmitted to DiVA. and displayed on the dashboard.

## MONITORING HYGIENE SYSTEMS

DiVA. logs completed disinfection cycles, building up a database that is useful for in-practice assessment. This data also helps users estimate their consumption of disinfectant products and monitor the effective reactivation of equipment.

## INSTRUMENT MODE

The dashboard lets users monitor effective usage of integrated instruments such as the micromotor; this includes detailed information on the employed work modes (conservative, endodontic and implantology).

# TAILORED LIGHTING



Being able to adjust light intensity and colour temperature are musts if dentists are to operate under perfect lighting conditions at all times. With the new Venus LED MCT lamp the settings are tailored according to circumstances. The lamp rotates on three axes to ensure perfect lighting and prevent any shadows in the operating area. Where the virtual voice assistant is available, the operating light can be voice-controlled [on/off, mode selection].



## EXCEPTIONAL BRIGHTNESS

The new Venus LED MCT lamp rotates on three axes to ensure perfect lighting of the operating field in any practice or position. Featuring exceptional brightness, specific values can be set to match clinical needs. The No Touch sensor can switch the lamp on/off and adjust light intensity up to 50,000 Lux. The hermetically sealed front screen is easy to clean, and the handles can be removed and sterilised in an autoclave.

## TEMPERATURE ADJUSTMENT

The innovative system makes it possible to illuminate with the right light every clinical discipline, with 3 different temperature values: warm, neutral and cool light.

## CRI VALUE

Absolute colour fidelity thanks to a colour rendering that on a 0 to 100 measuring scale stands above 95.

## COMPOSITE MODE

The quick and easy activation of the Composite mode prevents the pre-curing of composite materials.



## WARM, NEUTRAL AND COOL COLOUR

All temperature variations, from warm to neutral or cool and vice versa, can be activated with ease, ensuring a perfect view of the operating area according to the treatment being performed at all times.

## COMPOSITE MODE

This feature changes the light wavelength to prevent the pre-curing of composite materials while ensuring optimum lighting of the operating field.

# ADVANCED AND CERTIFIED SYSTEMS



Ever since its founding, Castellini has been committed to developing cutting-edge devices to guarantee aseptic conditions on the dental unit. Thanks to close cooperation with the Department for Public Health and Infectious Diseases of the Sapienza University of Rome and the Department for Public Health and Paediatrics of the University of Turin, the hygiene systems now available on Skema 6 have been greatly improved. The result: automatic, easy-to-manage devices and effective defence to provide patients and colleagues with a clinical environment that is safe at all times.



## M.W.B.

Reliable and effective, the M.W.B. system, used in conjunction with Peroxy Ag+, acts against all water-borne contaminants, including Legionella. Tests carried out on a dental unit over a 3-month observation period showed that regular use of M.W.B. and daily execution of an intensive disinfection cycle with the Autosteril system, ensure outstanding water hygiene quality, with bacterial loads kept to zero.



## AUTOSTERIL

Skema 6 can be equipped with Autosteril, a high-performance automatic disinfection system for all the spray water circuits. During the cycle, the instruments are placed in an inbuilt receptacle. Used together with Peroxy Ag+, the Autosteril system ensures a mycobactericide, bactericide and anti-Legionella action, certified by the Sapienza University of Rome. Analysis has demonstrated that the disinfection provided is sufficient to "eradicate all tested microbes from the piping of the dental unit, even with higher contamination levels." Autosteril helps sanitisation at the end of a day's session and allows short cycles to be performed via the following steps:

- circuit draining with compressed air;
- addition of 3% H<sub>2</sub>O<sub>2</sub> to the spray water circuits;
- hold time allowed for liquid to work to intensive disinfection results;
- liquid draining with compressed air;
- water flushing (either from mains or distilled).



## TIME FLUSHING

To drain stagnant fluid from the piping after use, the Time Flushing feature carries out a complete water exchange with a timed flow of the supply fluid.



## S.S.S. BOTTLE

The stand-alone supply system is equipped with a 1.8 litre capacity pressurised tank, easily accessible from outside to facilitate filling or replacement.

# THE MOST EFFECTIVE HYGIENE SYSTEM



**S.H.D.**  
Flushing and sanitisation of the suction system with water and a special liquid take approximately 2 minutes: ideal as a between-patients cleaning procedure.

Thanks to the outstanding design of every single component on the Skema 6, patients and medical staff are constantly protected against risk of contamination. Only an approach that comprehensively considers all the external components of the dental unit and the work environment can effectively deal with the hygiene issue. This is what we do at Castellini.



**DETACHABLE INSTRUMENT TUBING**  
Removable and easily disinfected, the tubes make cleaning and replacement tasks easier and faster.



**REMOVABLE DENTIST'S MODULE HANDLE**  
Can be easily removed for maximum hygiene.



**REMOVABLE LAMP HANDLES**  
Can easily be removed and autoclaved.



**REMOVABLE LEVERS**  
When the optional SideFlex function is enabled, the levers can easily be removed for more effective sanitization.



**CUSPIDOR BOWL**  
The cup-and-bowl-fill unit can easily be removed and sterilised in an autoclave. Note that the cuspidor bowl handle is removable and autoclavable.



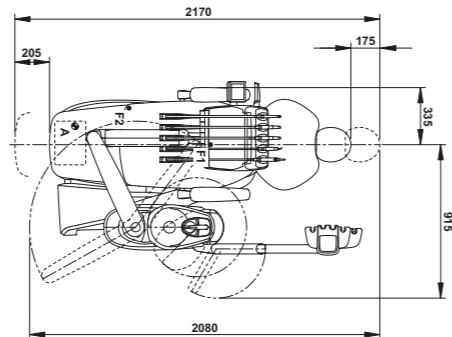
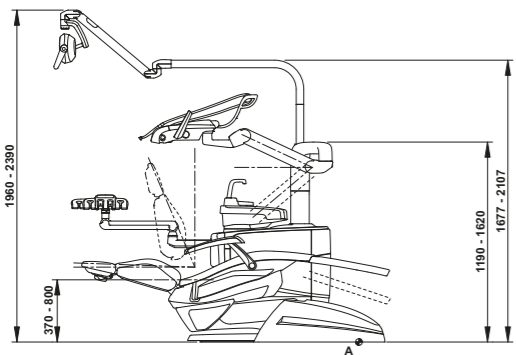
**REMOVABLE CANNULA GUIDES**  
The cannula guides on the assistant's module can be removed to allow easy disinfection and cleaning of the housings.



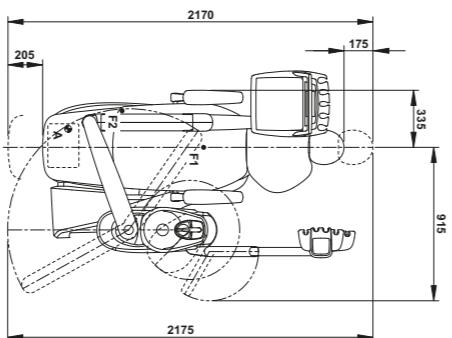
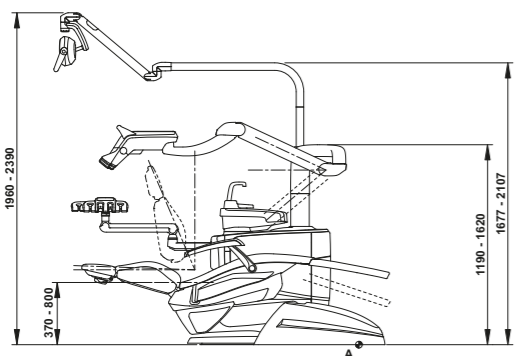
**FILTERS + UNIT BODY COVER**  
Stylishly protected by a cover, the filters can easily be removed to facilitate emptying and cleaning tasks.

TECHNICAL SPECIFICATIONS

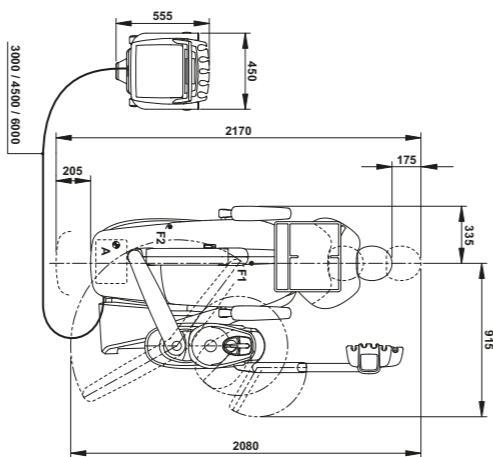
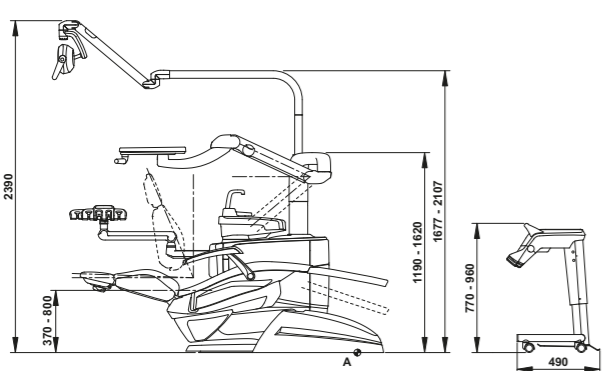
SKEMA 6



SKEMA 6 CP



SKEMA 6 CART



Drawing measurements are in millimetres.



COLOUR RANGE

- 102 Atlantic blue
- 113 Pacific blue
- 106 Mediterranean blue
- 136 Indian blue
- 101 Caribbean green
- 123 Polynesian green
- 103 Nevada yellow
- 115 Scottish salmon
- 132 Blueberry violet
- 134 Japanese wisteria
- 135 Venetian red
- 130 Graphite black
- 121 Anthracite grey
- 137 Bright silver

MEMORY FOAM PADDING

- 198 Atlantic blue
- 183 Pacific blue
- 196 Mediterranean blue
- 186 Indian blue
- 197 Caribbean green
- 193 Polynesian green
- 182 Nevada yellow
- 195 Scottish salmon
- 192 Blueberry violet
- 184 Japanese wisteria
- 194 Venetian red
- 180 Graphite black
- 199 Anthracite grey
- 187 Bright silver



SKEMA 6	OVER THE PATIENT DELIVERY SYSTEM	HANGING TUBES	CART
HYGIENE SYSTEM			
Separate Supply System	●	●	●
Autosteril A (Automatic) for disinfection of the water circuit	○	○	○
Multi Water Bio controller - MWB. (EN 1717-compliant water infeed unit with continuous disinfection system)	○	○	○
Timed Flushing (quick water circuit flush cycle)	○	○	○
Suction Hose Disinfection (suction system wash and disinfection)	○	○	○
DENTIST'S MODULE			
Instrument lever system with SideFlex technology	○	-	-
Complete turbine kit with Silent Power Evo 4L fibre optics, quick coupling handpiece	●	●	●
Complete turbine kit with Silent Power Evo Miniature fibre optics, quick coupling handpiece	○	○	○
Implantor LED induction Micromotor fibre optics kit (100 - 40,000 rpm - 5.3 Ncm)	●	●	●
Implantor LED FLUO induction micromotor kit with FIT technology	○	○	○
Peristaltic pump kit with saline solution irrigation set	○	○	○
"Torque Curve" implant function	○	○	○
Piezosteril 6 scaler kit complete with 4 tips	○	○	○
Piezolight 6 scaler kit with fibre optics with 4 tips	○	○	○
Surgison 2 surgical ultrasound kit	○	○	○
LAEC (Integrated Apex Locator)	○	○	○
Module for Implantor LED motor Reciprocating Mode	○	○	○
T-LED curing light kit	○	○	○
Instrument lever stop kit	○	○	○
6-way stainless steel syringe kit	●	●	○
6th instrument kit (curing light or camera handpiece)	○	○	○
Integrated X-ray sensor	○	○	○
Integrated voice control system	○	○	○
NFC Multi-operator System	○	○	○
Assistant's module			
T-LED curing light kit	○	○	○
3-way stainless steel syringe kit	○	○	○
6-way stainless steel syringe kit	●	●	●
Assistant's module with 4 holders and capacitive keypad mounted on self-balancing arm	○	○	○
Assistant's module with 5 holders and capacitive keypad mounted on self-balancing arm	○	○	○
OPERATING LAMP			
Venus LED MCT lamp	●	●	●
UNIT BODY			
Swivel and removable motor-driven cuspidor bowl	●	●	●
Cup filling sensor	●	●	●
Water-to-cup heater	○	○	○
Instrument spray heater	○	○	○
Independent cannulae selection	●	●	●
Tray holder table in place of bowl	○	○	○
PATIENT CHAIR			
Patient presence sensor	○	○	○
Pneumatic headrest with 3-axis movement	○	○	○
Double-jointed headrest with 2-axis movement	●	●	●
Lateral slide foot control complete with joystick	●	●	●
Lateral slide foot control complete with joystick - wireless	○	○	○
Pressure-operated foot control with Joystick and spray on/off kit	○	○	○
Pressure-operated foot control with Joystick and spray on/off kit - wireless	○	○	○
Foot control, Power Pedal type	○	○	○
Foot control, Power Pedal type - wireless	○	○	○
Left armrest	○	○	○
Right armrest	○	○	○

● = supplied as standard   ● = optional   - = not available